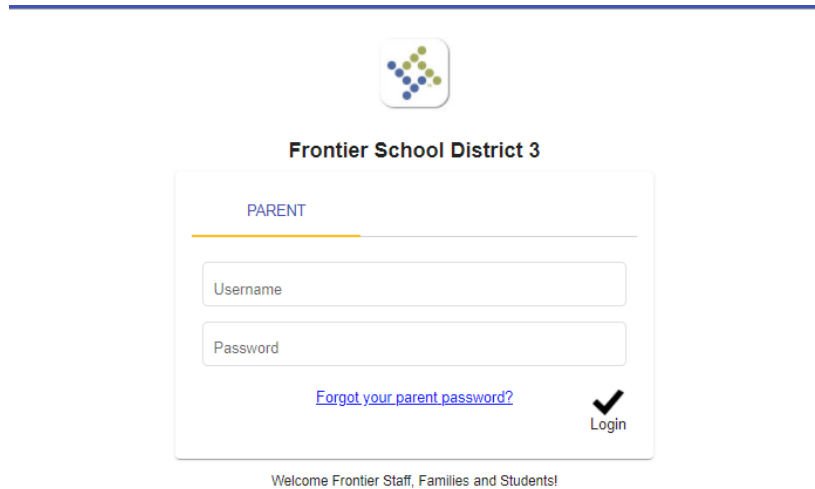



LOGGING IN:

Go to frontierk8.org and choose TylerSIS tab, then the Parent Portal button. The username is the email you provided to the school and the password you created. (If you forget your password, click the [Forgot Password](#) link, enter your email address, and instructions for resetting your password will be emailed to you.)




Frontier School District 3

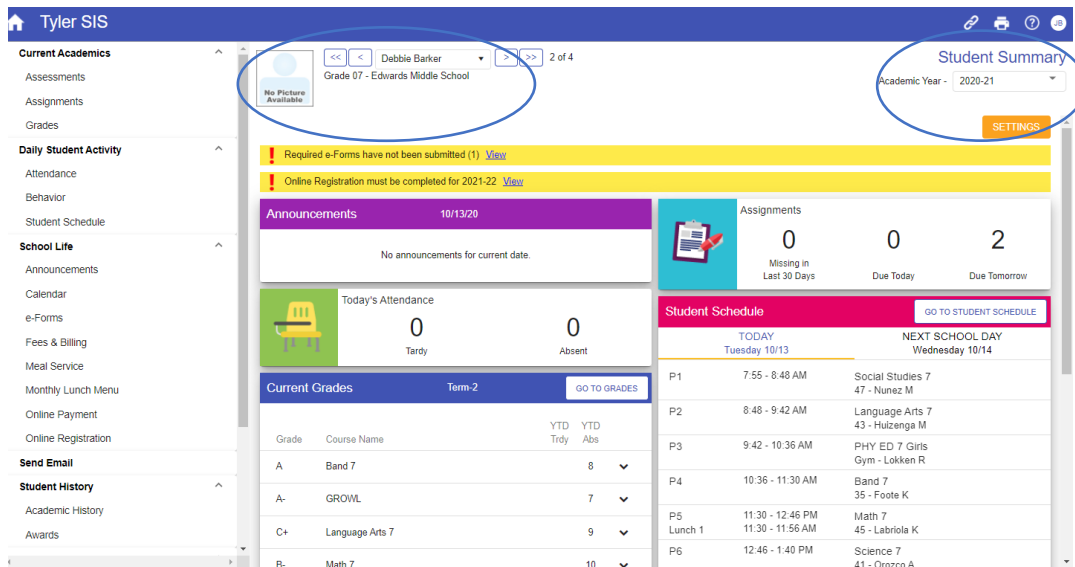
PARENT

[Forgot your parent password?](#)

 Login

Welcome Frontier Staff, Families and Students!

Upon logging in, the Student Summary screen is displayed. The student's picture and name appear in the upper-left of the window. The Academic Year shows on the top right.



The screenshot shows the Tyler SIS Student Summary dashboard. At the top, the user is identified as Debbie Barker, Grade 07 - Edwards Middle School. The academic year is set to 2020-21. The dashboard includes several key sections:


- Announcements:** No announcements for the current date (10/13/20).
- Assignments:** 0 Missing in Last 30 Days, 0 Due Today, 2 Due Tomorrow.
- Today's Attendance:** 0 Tardy, 0 Absent.
- Current Grades (Term-2):**

Grade	Course Name	YTD Tidy	YTD Abs
A	Band 7	8	
A-	GROWL	7	
C+	Language Arts 7	9	
B-	Math 7		10
- Student Schedule:**

	TODAY Tuesday 10/13	NEXT SCHOOL DAY Wednesday 10/14
P1	7:55 - 8:48 AM	Social Studies 7 47 - Nunez M
P2	8:48 - 9:42 AM	Language Arts 7 43 - HuiZenga M
P3	9:42 - 10:36 AM	PHY ED 7 Girls Gym - Lokken R
P4	10:36 - 11:30 AM	Band 7 35 - Foote K
P5	11:30 - 12:45 PM Lunch 1	Math 7 45 - Labriola K
P6	12:46 - 1:40 PM	Science 7 41 - Drozco A

ATTENDANCE:

Located in the section with the picture of a desk. Clicking on this area will open a pop up screen with Year-To-Date info and a [Go to Attendance](#) button for more details.



Tyler SIS

Debbie Barker | Grade 07 - Edwards Middle School | 2 of 4

Attendance | Academic Year - 2020-21

REGULAR ABSENCES | EXCESSIVE ABSENCES | SPECIAL ADDITIONAL

Days 44.00 of 45.00 (97.78%)
Hours 290.10 of 296.75 (97.76%)

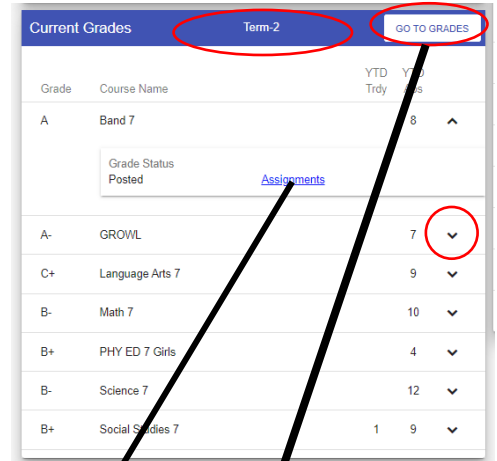
By Date (Entire Year)

More	Date	Type	Duration	Codes
▼	Wed 03/03/21	Absent	3 Periods	M, C
▼	Tue 03/02/21	Absent	8 Periods	E
▼	Tue 02/09/21	Absent	8 Periods	E
▼	Tue 01/12/21	Absent	8 Periods	E
▼	Tue 01/05/21	Absent	4 Periods	L, M
▼	Wed 12/09/20	Absent	8 Periods	M
▼	Mon 12/07/20	Absent	8 Periods	E
▼	Wed 11/25/20	Absent	3 Periods	L, E
▼	Mon 11/23/20	Absent	8 Periods	E
▼	Fri 11/13/20	Absent	1 Period	L

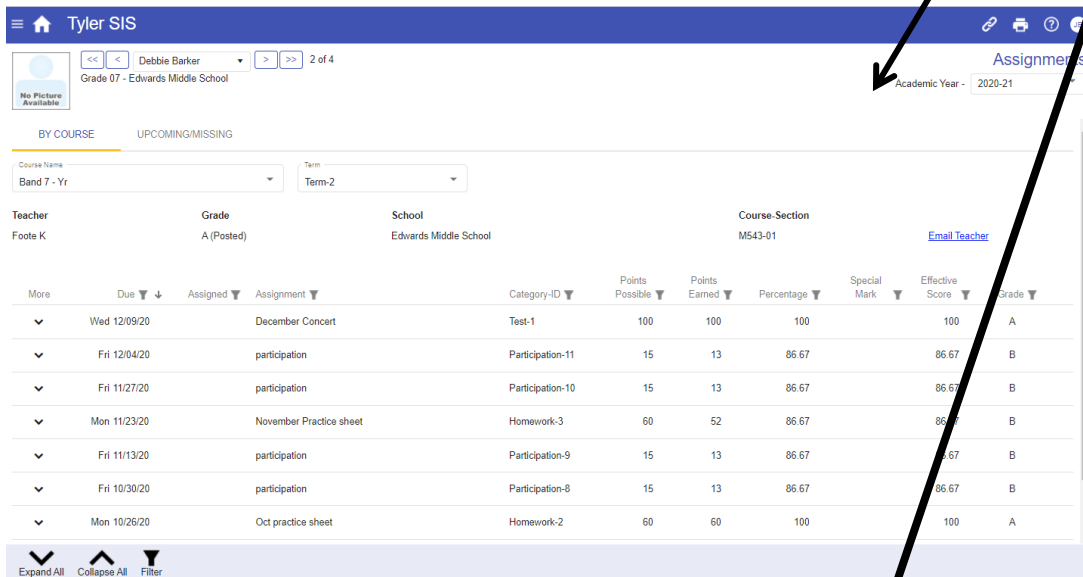
Expand All | Collapse All | Code Legend | Show All Codes

GRADES:

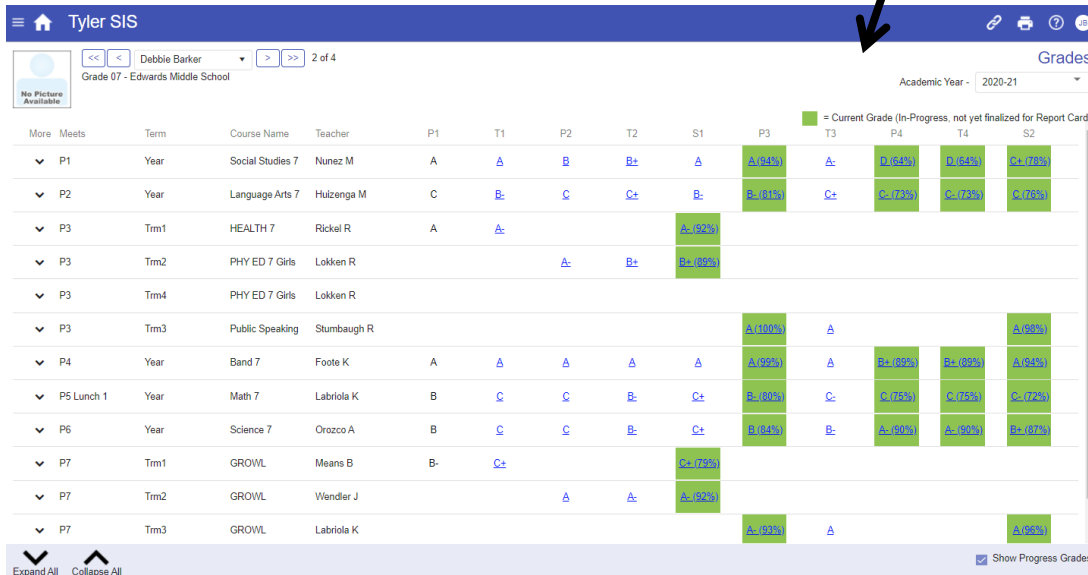
Located in the section with the blue header. This area provides the overall grade in the current term (quarter) period. Clicking the black down arrow after each course provides an opportunity to click on the assignments for that class. The button Go To Grades will provide all grades for progress (midterms) and terms (quarters)



Grade	Course Name	YTD	YTD
		Trdy	Trdy
A	Band 7	8	8
A-	GROWL	7	7
C+	Language Arts 7	9	9
B-	Math 7	10	10
B+	PHY ED 7 Girls	4	4
B-	Science 7	12	12
B+	Social Studies 7	1	9



More	Due	Assigned	Assignment	Category-ID	Points Possible	Points Earned	Percentage	Special Mark	Effective Score	Grade
▼	Wed 12/09/20		December Concert	Test-1	100	100	100		100	A
▼	Fri 12/04/20		participation	Participation-11	15	13	86.67		86.67	B
▼	Fri 11/27/20		participation	Participation-10	15	13	86.67		86.67	B
▼	Mon 11/23/20		November Practice sheet	Homework-3	60	52	86.67		86.67	B
▼	Fri 11/13/20		participation	Participation-9	15	13	86.67		86.67	B
▼	Fri 10/30/20		participation	Participation-8	15	13	86.67		86.67	B
▼	Mon 10/26/20		Oct practice sheet	Homework-2	60	60	100		100	A



More	Meets	Term	Course Name	Teacher	P1	T1	P2	T2	S1	P3	T3	P4	T4	S2
▼	P1	Year	Social Studies 7	Nunez M	A	A	B	B+	A	A (94%)	A-	D (64%)	D (64%)	C+ (73%)
▼	P2	Year	Language Arts 7	Hulzenga M	C	B-	C	C+	B-	B- (81%)	C+	C- (73%)	C- (73%)	C (76%)
▼	P3	Trm1	HEALTH 7	Rickel R	A	A-				A- (92%)				
▼	P3	Trm2	PHY ED 7 Girls	Lokken R			A-	B+		B+ (82%)				
▼	P3	Trm4	PHY ED 7 Girls	Lokken R										
▼	P3	Trm3	Public Speaking	Stumbaugh R						A (100%)	A			A (88%)
▼	P4	Year	Band 7	Foote K	A	A	A	A	A	A (92%)	A	B+ (82%)	B+ (82%)	A (94%)
▼	P5 Lunch 1	Year	Math 7	Labriola K	B	C	C	B-	C+	B- (80%)	C-	C- (75%)	C- (75%)	C- (72%)
▼	P6	Year	Science 7	Orozco A	B	C	C	B-	C+	B- (84%)	B-	A- (80%)	A- (80%)	B+ (87%)
▼	P7	Trm1	GROWL	Means B	B-	C+				C+ (78%)				
▼	P7	Trm2	GROWL	Wendler J			A	A-		B- (82%)				
▼	P7	Trm3	GROWL	Labriola K						A- (82%)	A			A (88%)